



Fun colouring page



Read, trace and colour



Students create their own cut and paste colouring page


Life Cycle of a Bee


First, the queen bee lays a small white **egg** inside a honeycomb cell.

After three days, the egg hatches, and a tiny **larva** comes out. The worker bees feed the larva special food to help it grow. Then, the larva spins a cocoon around itself.

Next, inside the cocoon, the larva changes into a **pupa**. It starts to grow legs, eyes, and wings.


Finally, the **adult bee** is fully grown and chews its way out of the honeycomb cell, ready to join the hive!





FLOWER

ADULT BEE



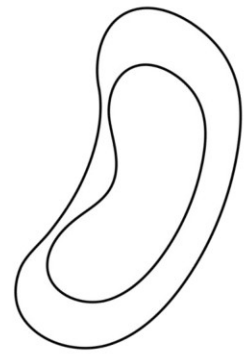
EGG




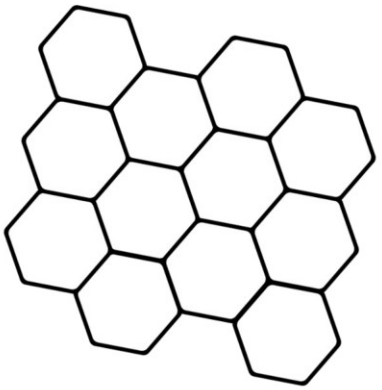
BEEHIVE

BEE LIFE CYCLE


PUPA



HONEYCOMB







LARVA



FLOWER & HONEY BEE

Name _____

Cut and paste colouring page!






Thank you for downloading this Butterflo Kids printable.

Terms of Use

These materials are for personal and classroom use ONLY.
DO NOT SELL or REDISTRIBUTE this file in any way.

The clipart and fonts in this file were created by



If you have any questions
please contact me at...



You may also
like my Bee
Life Cycle
Cut & Paste
resource



READ THE
BLOG POST!